

## Schauklassen

Fife 1,0 und 0,1

CH = 643









Fife

intensiv

lipochrom

und

melanin

gelb intensiv  
100%gelbschwarz intensiv  
1 - 25 %schwarzgelb intensiv  
25 - 75 %schwarzgelb intensiv  
75 - 99 %schwarzgelb intensiv  
100%gelbbraun intensiv  
1 - 50 %braungelb / achat  
isabell und opal intensiv  
50 - 100 %Jungvogel 643 - 11  
Altvogel 643 - 41643 - 12  
643 - 42643 - 13  
643 - 43643 - 14  
643 - 44643 - 15  
643 - 45643 - 18  
643 - 48643 - 19  
643 - 49










Fife

schimmel

lipochrom








und

melanin

gelb schimmel  
100%gelbschwarz gesch. schimmel  
1 - 25 %gelbschwarz schimmel  
25 - 75 %schwarzgelb schimmel  
75 - 99 %schwarzgelb schimmel  
100%gelbbraun gesch. schimmel  
1 - 50 %braungelb / achat  
isabell und opal schimmel  
50 - 100 %Jungvogel 643 - 21  
Altvogel 643 - 51643 - 22  
643 - 52643 - 23  
643 - 53643 - 24  
643 - 54643 - 25  
643 - 55643 - 28  
643 - 58643 - 29  
643 - 59

Fife

weißgrundig

weiß  
100%weißschwarz gesch. schimmel  
1 - 25 %weißschwarz gesch. schimmel  
25 - 75 %schwarzweiß gesch. schimmel  
75 - 99 %schwarzweiß  
100%weißbraun gesch. schimmel  
1 - 50 %braunweiß gesch. schimmel  
50 - 100 %Jungvogel 643 - 31  
Altvogel 643 - 61643 - 32  
643 - 62643 - 33  
643 - 63643 - 34  
643 - 64643 - 35  
643 - 65643 - 38  
643 - 68643 - 39  
643 - 69